



# TOYOTA PROACE MAX CREW CAB





## **COMFORT. DESIGN. FUNCTIONALITY.**

Expand the usability of the Toyota Proace Max with the Crew Cab. Add three or four additional seats that integrate seamlessly with the rest of the vehicle. The ergonomic and spacious design ensures a comfortable and safe journey. The cabin features a premium finish that provides exceptional sound insulation while meeting the highest quality and safety standards.

The Toyota Proace Max with Crew Cab is the perfect balance between functionality and style, suitable for daily and professional use.



# CREW CAB CONFIGURATIONS

Check which Crew Cab is suitable for your vehicle

## BASE VEHICLE IS EQUIPPED WITH:

| ROOF HEIGHT                 | L2      |        | L3      |        | L4      |        |
|-----------------------------|---------|--------|---------|--------|---------|--------|
|                             | COMFORT | LUXURY | COMFORT | LUXURY | COMFORT | LUXURY |
| H1                          | ●       | ●      | -       | -      | -       | -      |
| H2                          | ●       | ●      | ●       | ●      | ●       | ●      |
| H3                          | -       | -      | ●       | ●      | ●       | ●      |
| SLIDING DOOR                |         |        |         |        |         |        |
| Sliding door right          | ●       | ●      | ●       | ●      | ●       | ●      |
| Sliding door left           | ●       | ●      | ●       | ●      | ●       | ●      |
| Sliding door right and left | ○       | ○      | ○       | ○      | ○       | ○      |
| WINDOWS                     |         |        |         |        |         |        |
| Factory fitted window right | ●       | ●      | ●       | ●      | ●       | ●      |
| Factory fitted window left  | -       | -      | -       | -      | -       | -      |
| No factory fitted windows   | ○       | ○      | ○       | ○      | ○       | ○      |
| UPHOLSTERY FABRIC           |         |        |         |        |         |        |
| Black fabric (BUFX)         | ●       | ●      | ●       | ●      | ●       | ●      |

- Standard
- Available with additional charge
- Not available

Configure online: [customerportal.snoeks.com](https://customerportal.snoeks.com)







## MAXIMUM CONVENIENCE

The practical design of the Crew Cab maximizes space and is equipped with the latest technology.

Passengers enjoy spacious seating and a relaxing journey. Keep the vehicle organized using the storage compartments under the bench and in the side panels.





## UNIQUE BENEFITS.

### 1. ROOFLINING COVERED IN CLOTH

Luxury headlining that seamlessly blends in with the front cabin headliner, equipped with lighting.

### 2. STORAGE POCKET IN BENCH COVER

Easily store small items in the storage compartment in the bench cover, side wall or roofliner storage compartment.

### 3. LOADING SPACE UNDER THE PARTITION WALL

The extra loading space under the bench allows for the easy transport of materials up to 3440 millimetres in length.



# SPECIFICATIONS AND OPTIONS

Choose the ideal Crew Cab trim level

|  | COMFORT |    |    | LUXURY |    |    |
|--|---------|----|----|--------|----|----|
|  | L2      | L3 | L4 | L2     | L3 | L4 |
| SEPARATION WALL AND SEATING  |         |    |    |        |    |    |
| ABS Separation wall  | •       | •  | •  | •      | •  | •  |
| 3-Seater contoured bench, covered with cloth as front seats  | •       | •  | •  | -      | -  | -  |
| 3-Seater contoured bench with 2 armrests in between, covered with cloth as front seats                     | -       | -  | -  | •      | •  | •  |
| 4-Seater contoured bench, covered with cloth as front seats  | O       | O  | O  | -      | -  | -  |
| Three-point safety belt  | •       | •  | •  | •      | •  | •  |
| Headrest (three) adjustable in height  | •       | •  | •  | •      | •  | •  |
| Bench cover with storage pocket, additional load space under the bulkhead                                  | •       | •  | •  | •      | •  | •  |
| FLOOR  |         |    |    |        |    |    |
| Floor heightening  | •       | •  | •  | •      | •  | •  |
| Luxury step-in cover plastic, black  | •       | •  | •  | •      | •  | •  |
| Floor before 2nd seat row, covered with fixed rubber mat   | •       | •  | •  | -      | -  | -  |
| Floor before 2nd seat row, covered with fixed carpet ma  | -       | -  | -  | •      | •  | •  |
| SIDEWALL FINISHING   |         |    |    |        |    |    |
| Off-side finished with factory fitted lower cover  | -       | -  | -  | -      | -  | -  |
| Sliding door(s) finished with factory fitted lower cover   | •       | •  | •  | -      | -  | -  |
| Off-side finished with lower and upper cover in tooled ABS-plastic, including cupholder                    | •       | •  | •  | -      | -  | -  |
| Off-side finished with lower and upper cover in tooled ABS-plastic, including cupholder and storage pocket | -       | -  | -  | •      | •  | •  |
| Storage pockets integrated in lower off-side cover   | -       | -  | -  | •      | •  | •  |
| Sliding door(s) finished with lower and upper cover in tooled ABS-plastic                                  | -       | -  | -  | •      | •  | •  |
| Grip handle(s) B-pillar, sliding door entrance   | -       | -  | -  | •      | •  | •  |
| ROOFLINING   |         |    |    |        |    |    |
| Tooled ABS-plastic headlining  | •       | •  | •  | •      | •  | •  |
| H2: Partition wall extension part including front headlining   | -       | -  | -  | -      | -  | -  |
| H2: Partition wall extension part including ABS-plastic finishing windows and front headlining             | -       | •  | •  | •      | •  | •  |
| H3: In addition to H2 ceiling with plywood top   | -       | -  | •  | -      | •  | •  |

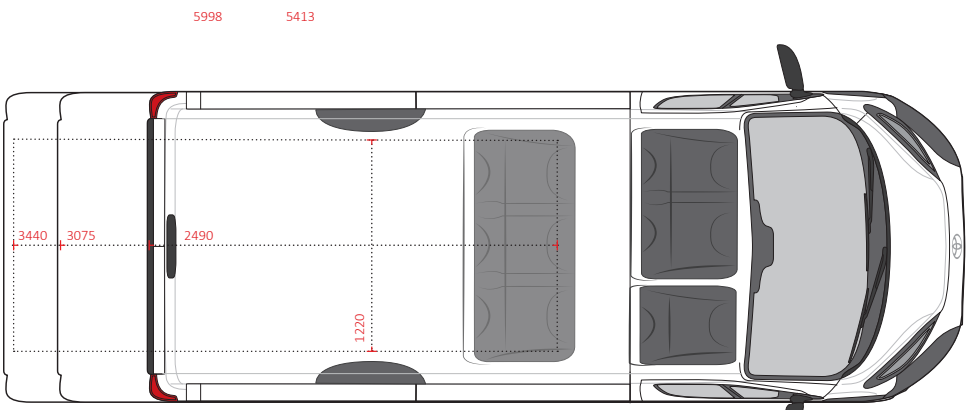
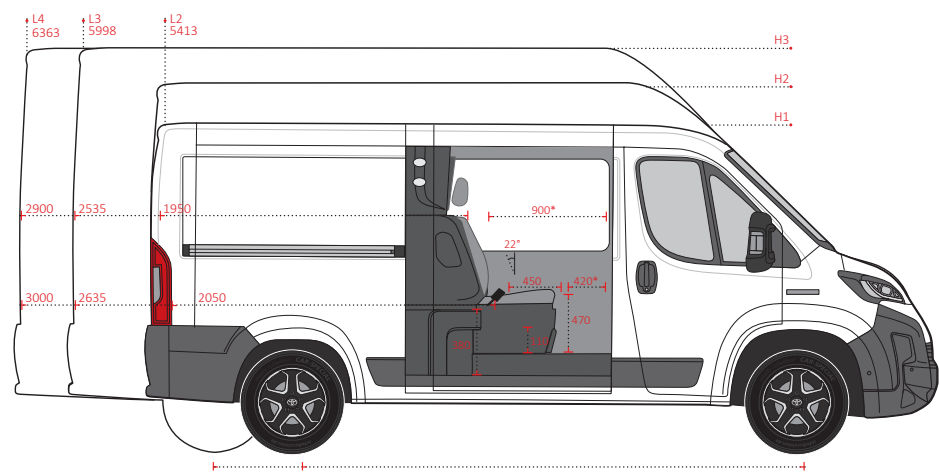
- Standard
- O

Available with additional charge
- Not available

Configure online: [customerportal.snoeks.com](https://customerportal.snoeks.com)



# DIMENSIONS



## EXTERIOR

|                        | L2<br>mm | L3<br>mm | L4<br>mm |
|------------------------|----------|----------|----------|
| Overall vehicle length | 5413     | 5998     | 6363     |
| Wheelbase              | 5413     | 5998     | 5998     |

## CREW CAB

|   |     |     |     |
|---|-----|-----|-----|
| Leg space to front cabin                          | 420 | 420 | 420 |
| Space headrest second seating row to front cabin* | 900 | 900 | 900 |
| Seating length                                    | 450 | 450 | 450 |
| Seating height                                    | 470 | 470 | 470 |
| Backrest inclination                              | 22° | 22° | 22° |

## LOADING COMPARTMENT

|   |      |      |      |
|---|------|------|------|
| Length loading compartment**                    | 1950 | 2535 | 2900 |
| Length loading compartment***                   | 2050 | 2635 | 3000 |
| Floor width loading compartment under the bench | 1220 | 1220 | 1220 |
| Floor length loading compartment                | 2490 | 3075 | 3440 |
| Height loading compartment under the bench      | 110  | 110  | 110  |

\* Measured from center of driver seat in rear position  
\*\* Measured at 1300 mm height  
\*\*\* Measured at 200 mm height

Total conversion weight: 105 kg  
Conversion is available for vehicles from 2800 kg GVW

 [info@snoeks.com](mailto:info@snoeks.com)

 [www.snoeks.com](http://www.snoeks.com)

 +31 (0) 252 629 529

 Kunaweg 3, 2153 NC, Nieuw-Vennep, The Netherlands

Specifications, features, versions and prices are subject to change. Snoeks Automotive reserves the right to make interim changes to their products and the content of this publication. Consult the current price lists, product information and sales conditions on [customerportal.snoeks.com](http://customerportal.snoeks.com).