



VOLKSWAGEN CADDY MAXI
Crew Cab

CREW CAB

Volkswagen Caddy Maxi

The perfect solution

A Volkswagen Crafter that is equipped with a Crew Cab from Snoeks is the ideal solution for transporting people and cargo safely, comfortably and efficiently.

Merged Perfection

The Snoeks Crew Cab is specifically designed for the Volkswagen Caddy and therefore fits seamlessly into the vehicle and matches the design of the front cab. This is what we like to call, "Merged Perfection".



MERGED
PERFECTION



UNIQUE BENEFITS

Volkswagen Caddy Maxi Crew Cab

1. Maximum comfort

A Caddy with a Crew Cab offers up to three additional seats with maximum comfort for your passengers. The comfortable legroom in combination with a seat angle of 22 degrees ensure a comfortable sitting position.

2. Optimale safety

The Crew Cab meets the European safety requirements. All seats are equipped with 3-point safety belts and functional headrests. ISOFIX and Toptether are standard on the outer seats.

The ISO-grade partition wall protects passengers against shifting loads, even during an accident.

3. Spacious loading space

Thanks to the clever design of the Crew Cab, the loss of cargo space is minimal.

3. With an eye for detail

The cab is tailored to the design of the Caddy Maxi down to the smallest detail. For example, the 3D pattern on the back of the partition wall is inspired by the design of the grill.

4. Easy step-in

The wide door opening, combined with the comfortable space between the bench seat and the front seats, make it easy for your passengers to get in and out of the vehicle.

5. Relaxed driving

By using high-quality materials such as the noise-reducing ComPax partition wall and ProPax bench structure, you create a place of comfort and safety for every passenger.

TRIMLEVEL

Volkswagen Caddy Maxi Crew Cab



Comfort

- A comfortable three-seater bench
- Adjustable and tilting headrests
- 3-Point inertia-reel safety belt on all seating positions
- ISOFIX and Top Tether on the outer seats
- Seatbelt reminder on all seats
- ComPax partition wall with polycarbonate safety glass




BASE VEHICLE & POSSIBILITIES

	MAXI	COMFORT
SLIDING DOOR		
Sliding door right	X	
Sliding door left	X	
Sliding door right and left	O	
BACK DOORS		
Tailgate	O	
Back doors	O	
WINDOWS		
Factory fitted windows*	O	
Factory sliding windows	X	
No factory fitted windows	X	
ROOF HEIGHT		
H1	O	
H1 with panoramic roof	X	

- O Available
- Δ Available for an additional charge
- X Not available

* Only possible with a base vehicle with full glazing (load area and passenger compartment).

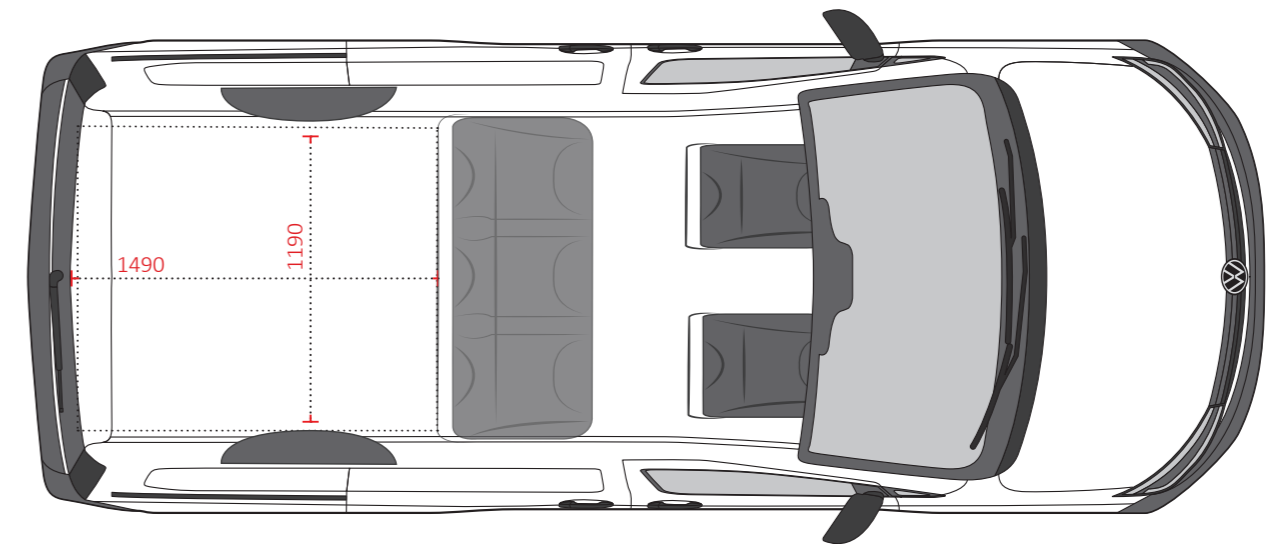
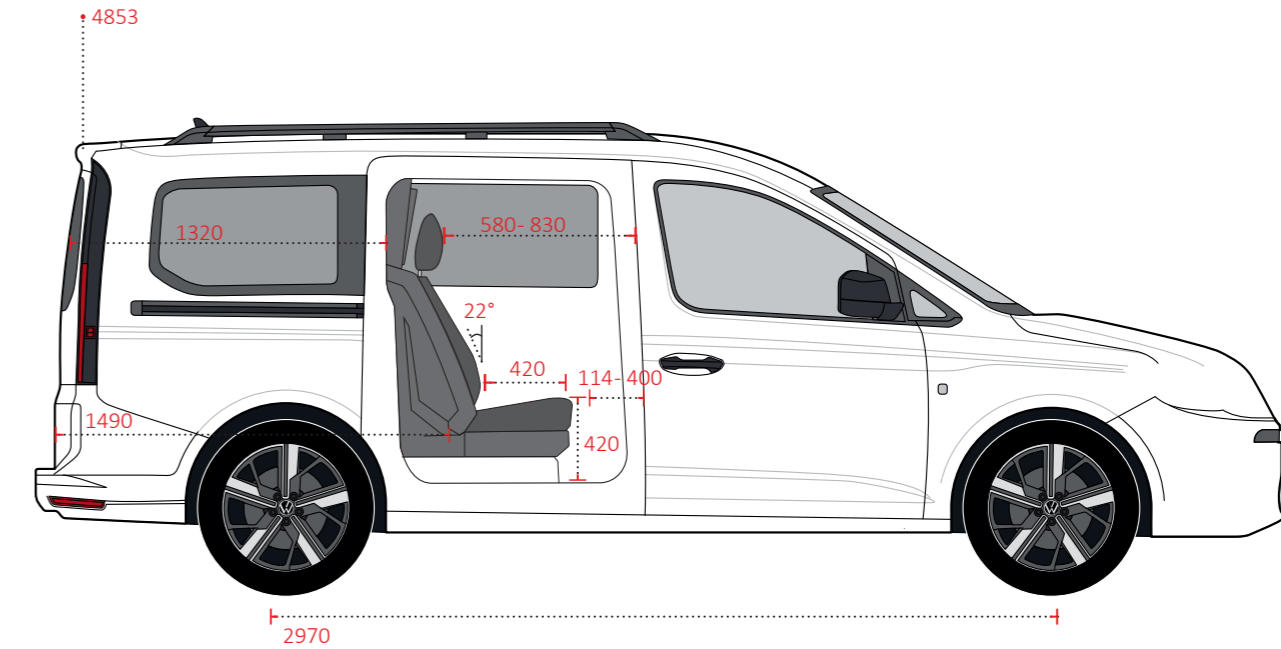
FABRIC



DOUBLE GRID -
TITANIUM BLACK



PURE DIAMOND SOUL -
SKAI



Note:
Crew Cab conversion weight is 68.5 KG.
The stated dimensions are in millimeters.

